



**District Report Card: 2017**


<b>State:</b> Maharashtra	<b>District:</b> Jalgaon
<b>Class:</b> 3	<b>Subject:</b> Language
<b>Schools:</b> 61	<b>Students:</b> 1428


**Participation/Coverage**


**Students**

<b>GENDER</b> 	Boys		Girls	
	Number	%	Number	%
	767	53.71	661	46.29

<b>AREA</b> 	Rural		Urban	
	Number	%	Number	%
	943	66.04	485	33.96

<b>CATEGORY</b> 	SC		ST		OBC		GEN	
	Number	%	Number	%	Number	%	Number	%
	124	8.68	334	23.39	745	52.17	225	15.76

<b>CWSN</b> 	LD	VI	HI	S&LD	ID	Oth
	0	12	2	0	1	4

<b>Management</b> 	Government		Government-aided	
	Number	%	Number	%
	816	57.14	612	42.86

**Average Performance of Students in Language (%)**

Overall	Gender		Area		Management		Social Group			
	Male	Female	Rural	Urban	Govt.	Aided	SC	ST	OBC	GEN
69.76	68.50	71.22	69.20	70.85	70.43	68.86	76.13	66.95	69.87	70.04

## Performance on Learning Outcomes (LOs)

Learning Outcomes	Description	Average Performance(%)
L304	Reads small texts with comprehension i.e., identifies main ideas, details, sequence and draws conclusions	70.65
L312	Reads printed scripts on the classroom walls: poems, posters, charts etc.	67.97

Range of Performance of Students who Answered Correctly							
Below 30%		30% - 50%		50% - 75%		Above 75%	
Number	%	Number	%	Number	%	Number	%
106	7.42	181	12.68	452	31.65	689	48.25

## Lowest Performing Learning Outcomes (LOs)

1 - Reads printed scripts on the classroom walls: poems, posters, charts etc. (67.97)

2 - Reads small texts with comprehension i.e., identifies main ideas, details, sequence and draws conclusions (70.65)